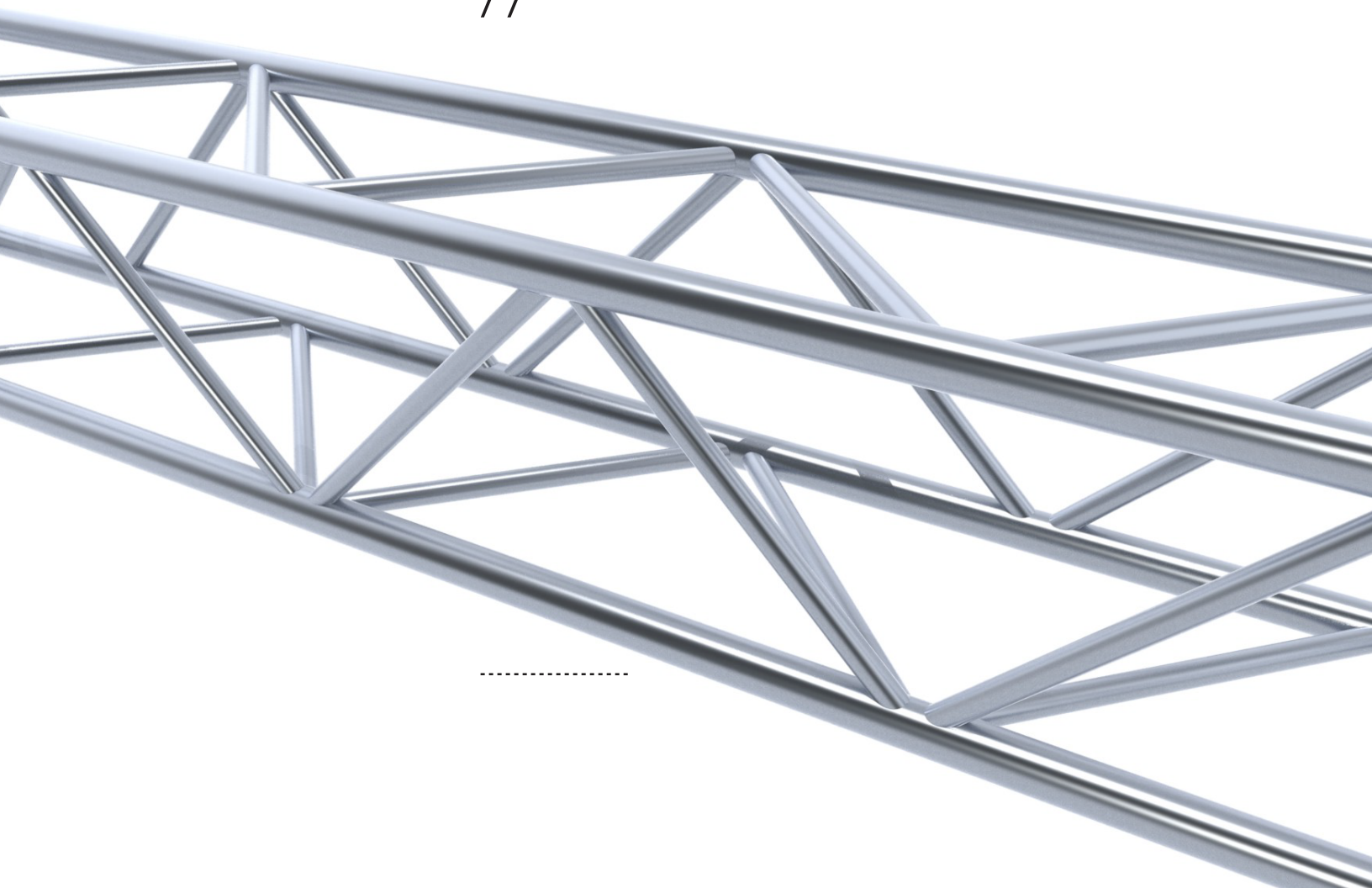
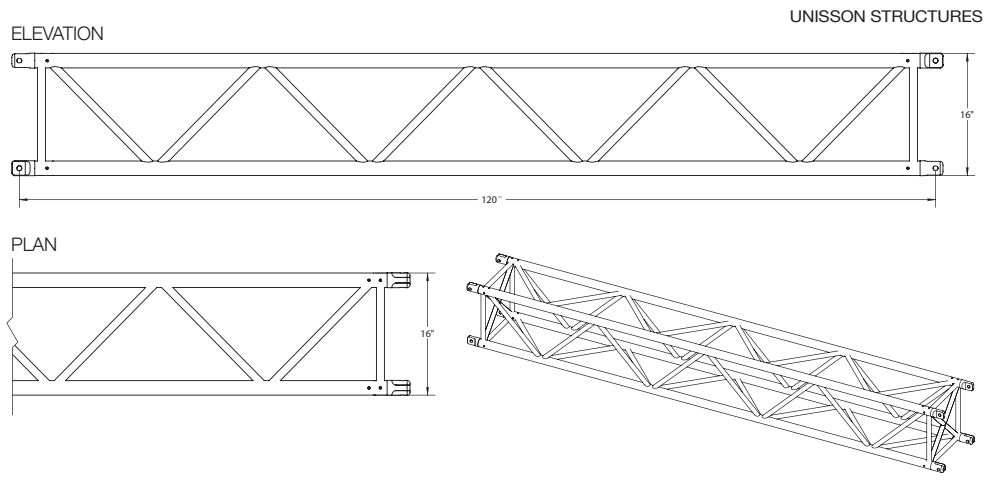



E

ITEM **UNIVERSAL**
B16 TRUSS 16 in. x 16 in.
S FORK/SPIGOT CONNECTION
// **GENERAL PURPOSE**
MEDIUM DUTY



ITEM **UNIVERSAL**
B16 TRUSS 16 in. x 16 in.
S FORK/SPIGOT CONNECTION
 GENERAL PURPOSE
 MEDIUM DUTY



TECHNICAL SPECIFICATIONS

RANGE	UNIFORMLY DISTRIBUTED LOAD (UDL)				CONCENTRATED POINT LOAD (CPL)				THIRD POINT LOAD (TPL)				QUARTER POINT LOAD (QPL)						
	MAXIMUM LOAD				DEFLECTION		P _{CPL}		DEFLECTION		P _{TPL}		DEFLECTION		P _{QPL}		DEFLECTION		
	ft	(m)	lbs/ft	(kgs/m)	lbs	(kgs)	in	(mm)	lbs	(kgs)	in	(mm)	lbs	(kgs)	in	(mm)	lbs	(kgs)	in
10	3.05	361	537	3613	1638	0.17	4.4	3267	1482	0.17	4.3	1720	779	0.15	3.8	1127	511	0.14	3.6
20	6.1	145	216	2907	1318	0.37	9.4	2226	1010	0.49	12.4	1321	596	0.47	11.9	880	399	0.46	11.7
30	9.14	75	111	2244	1017	0.82	20.8	2006	910	1.21	30.7	1084	491	1.07	27.2	717	325	1.03	26.2
40	12.19	50	75	2006	910	1.65	41.9	1237	561	1.69	42.9	822	373	1.91	48.5	583	264	1.85	47.0
50	15.24	31	47	1573	713	2.56	65.0	1101	499	3.00	76.2	621	282	2.89	73.4	439	199	2.78	70.6

STANDARD LENGTHS: 24", 48", 60", 72", 96" and 120"
 Custom lengths also available,
 and a full range of accessories.

MAIN CHORDS: 1.900" OD x 0.145" wall
DIAGONALS: 1.05" OD x 0.113" wall
MATERIAL: Aluminium 6061-T6
CONNECTIONS: Aluminium spigot connection
 and 5/8" steel clevis pins (sold separately).

MADE TO THE HIGHEST STANDARDS



ALL LOADS ARE BASED ON 10' SECTIONS.
 LOAD TABLE IS A TRANSCRIPTION OF
 ENGINEERING REPORTS DEVELOPED BY
 STRUCTOARTE CONSULTANTS INC. AND
 APPLIES TO TRUSSES MANUFACTURED SINCE 2010.



685 RANG RIVIERE NORD
 SAINT-ROCH-DE-L'ACHIGAN
 QUEBEC, CANADA
 J0K 3H0
 T. 450.588.7477 F. 450.588.7478